

Double Row Terminal Blocks

Series TB300 & TB345

Specifications

Ratings:

- Volts: — 600V*
- Amps: — 30A* (TB300)
- 45A (TB345)

Center Spacing: 0.562" or 9/16" (14.28mm)

Wire Range: #8 - 22 AWG Cu

Screw Size: TB300 – #8-32 philslot screws
TB345 – #10-32 philslot screws

Torque Rating: #8 screws - 16 lb-in;
#10 screws - 20 lb-in

Distance Between Barriers: 0.41" (10.5mm)

Mounting: TB300 – #8 screws; TB345 – #10 screws

Operating Temperature: 130°C (266°F) max., -40°C (-40°F) min.

Material: Molded base: Black, UL rated 94V0 thermoplastic
Terminal plating: Tin over brass; Screws: Zinc-plated steel

Breakdown Voltage: 7500V

Agency Information: UL File E62622, CSA File 47235; IEC Compliance; CE Certified

* Max rating shown; some options may be rated lower.

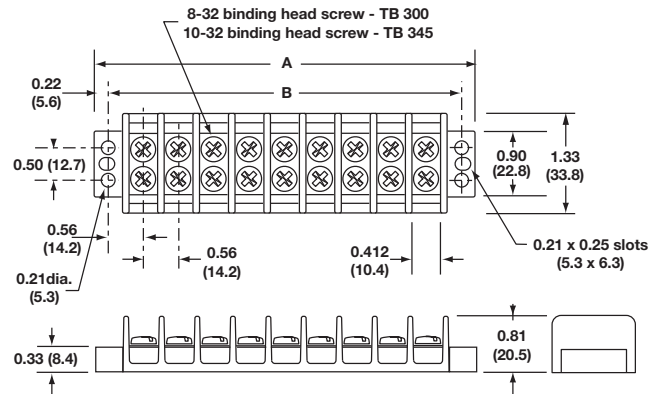
Dimensions - in

Poles	A	B	Poles	A	B	Poles	A	B
02	2.13	1.69	10	6.62	6.19	18	11.12	10.68
03	2.69	2.25	11	7.18	6.75	19	11.68	11.25
04	3.25	2.81	12	7.75	7.31	20	12.24	11.81
05	3.81	3.37	13	8.31	7.87	21	12.80	12.37
06	4.37	3.94	14	8.87	8.44	22	13.37	12.93
07	4.94	4.50	15	9.43	9.00	23	13.93	13.50
08	5.50	5.06	16	9.99	9.56	24	14.49	14.06
09	6.06	5.62	17	10.56	10.12			

1" = 25.4mm.



TB300 & TB345 - in (mm)




Catalog Number Build-A-Code

Series	Poles	Screw Options	Marking/Cover	Hardware Options
TB <input type="checkbox"/> <input type="checkbox"/> <input type="checkbox"/> - <input type="checkbox"/> <input type="checkbox"/>	<input type="checkbox"/> <input type="checkbox"/> <input type="checkbox"/>	<input type="checkbox"/> <input type="checkbox"/> <input type="checkbox"/>	<input type="checkbox"/> <input type="checkbox"/>	<input type="checkbox"/> <input type="checkbox"/> <input type="checkbox"/> <input type="checkbox"/>
300 = 8-32 screw 345 = 10-32 screw	02 to 24	Blank = Steel philslot, zinc-plated 00 = Screws shipped bulk B = Brass philslot, nickel-plated BS = Brass Sems philslot, nickel-plated (TB300 only) SP = Steel Sems philslot, zinc-plated (TB300 only) ST = Stainless steel, philslot	L1 to L6 Marking Options (pg 318) Special Markings (pg 318) Covers (pg 318) Marking Strips (pg 319)	QC1 to QC20 = Quick connects (TB300 only)
				Custom Options J301 = Flat slip-on jumper OJ6 = Over barrier jumper OJ11 = Over barrier jumper

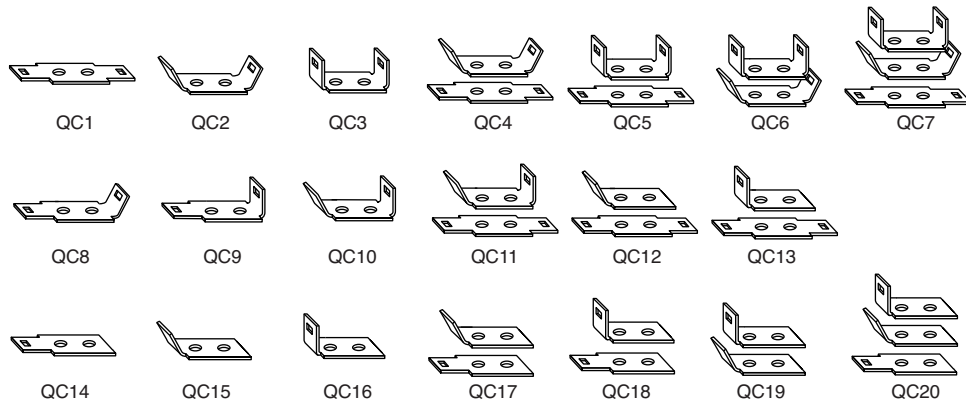
Double Row Terminal Blocks

Screw Options

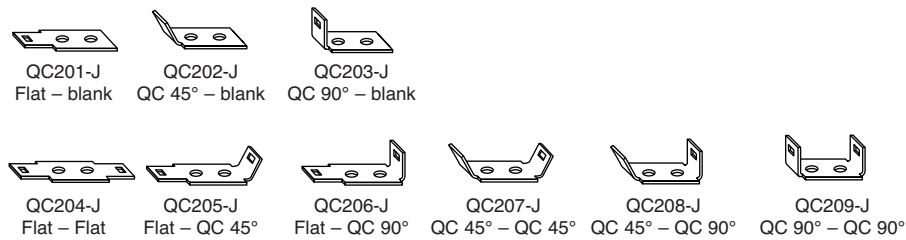
			
B Brass Philslot Nickel-Plated TB300 Blk: B001-7018-J TB345 Blk: B500-023-028-J	BS Brass SEMS Philslot Nickel-Plated B001-7015-J	SP Steel SEMS Philslot Zinc-Plated B001-7017-J	ST Stainless Steel Philslot B001-7063-J B001-7064-J

Hardware Options

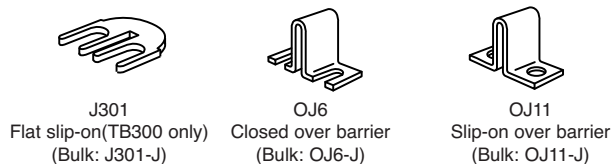
Quick Connects – Assembled: TB300 only. Terminals 0.25" x 0.031". Maximum current rating 20 amps. For other orientations, contact Bussmann.



Quick Connects – Bulk: (*TB300 only) minimum order per part number. – 100 pieces.



Jumpers – Bulk: minimum order per part number – 100 pieces. Contact Bussmann for jumper assembly.



Uncontrolled Document
Last Revision: 10.2.2019