

## Double Row Terminal Blocks

### Series TB100

#### Specifications

**Description:** Double row terminal blocks.

**Rating:** 30A, 300V\*

**Center Spacing:** 0.375" or 3/8" (9.52mm)

**Wire Range:** #14 - 22 AWG Cu

**Screw Size:** #6-32 phillslot screws

**Torque Rating:** 9 lb-in.

**Distance Between Barriers:** 0.30" (7.62mm)

**Mounting:** #6 screws

**Operating Temperature:** 130°C (266°F) max., -40°C (-40°F) min.

**Materials:** Molded base: Black, UL rated 94V0 thermoplastic

Terminal plating: Tin over brass; Screws: Zinc-plated steel

**Breakdown Voltage:** 3600V

**Agency Information:** UL File E62622/CSA File 47235; IEC Compliance; CE Certified

\* Max rating shown; some options may be rated lower, consult Cooper Bussmann.



TB100-08



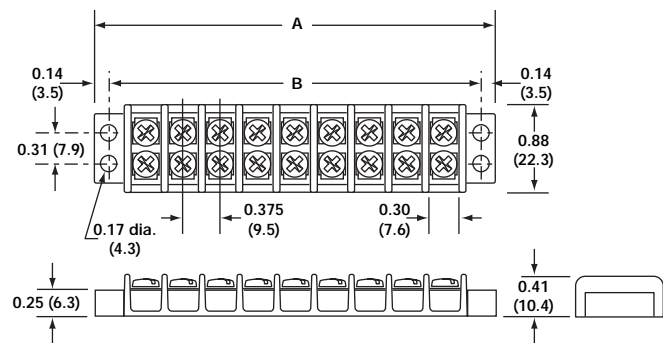
TB100-04SP

#### Dimensions - in

Poles	A	B	Poles	A	B	Poles	A	B
02	1.40	1.12	14	5.90	5.62	26	10.40	10.12
03	1.78	1.50	15	6.28	6.00	27	10.78	10.50
04	2.16	1.88	16	6.66	6.38	28	11.16	10.88
05	2.53	2.25	17	7.03	6.75	29	11.53	11.25
06	2.90	2.62	18	7.40	7.12	30	11.90	11.62
07	3.28	3.00	19	7.78	7.50	31	12.28	12.00
08	3.66	3.38	20	8.16	7.88	32	12.66	12.38
09	4.03	3.75	21	8.53	8.25	33	13.03	12.75
10	4.40	4.12	22	8.90	8.62	34	13.40	13.12
11	4.78	4.50	23	9.28	9.00	35	13.78	13.50
12	5.16	4.88	24	9.66	9.38	36	14.16	13.88
13	5.53	5.25	25	10.03	9.75			

1" = 25.4mm.

TB100- in (mm)

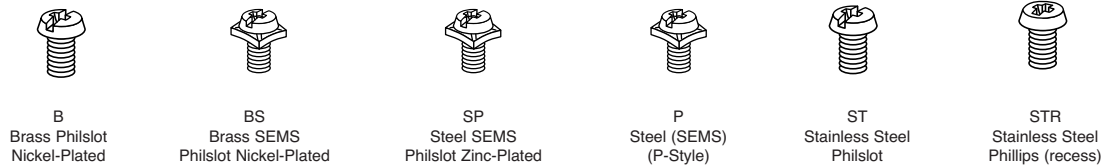


#### Catalog Number Build-A-Code

Series	Poles	Screw Options	Marking/Cover	Hardware Options
TB100	□ □ 02 to 36	□ □ □ Blank = Steel phillslot, zinc-plated 00 = Screws shipped bulk B = Brass phillslot, nickel-plated BS = Brass Sems phillslot, nickel-plated SP = Steel Sems phillslot, zinc-plated P = Steel Sems (P-style) ST = Stainless steel, phillslot STR = Stainless steel, phillips (recess)	□ □ L1 to L6 Marking Strips (See page 318) Special Markings (See page 318) Covers (See page 318)	□ □ □ □ QC1 to QC20 = Quick connects J101 = Flat slip-on jumper (2 position only) OJ2 = Over barrier jumpers OJ4 = Over barrier jumpers

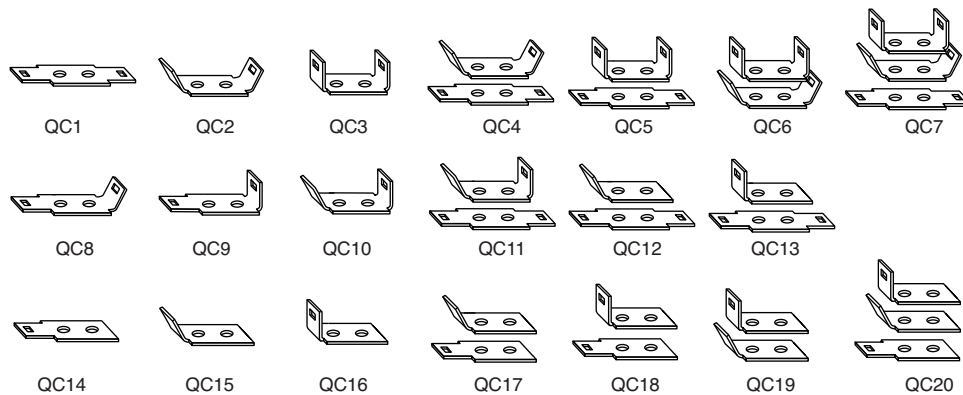
## Double Row Terminal Blocks

### Screw Options

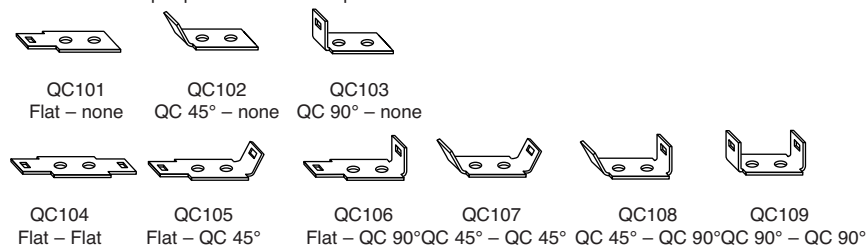


### Hardware Options

**Quick Connects – Assembled:** Terminals 0.187" x 0.020". Maximum current rating 13 amps. For other orientations, contact Cooper Bussmann.



**Quick Connects – Bulk:** minimum order per part number – 100 pieces.



**Jumpers – Bulk:** minimum order per part number – 100 pieces. Contact Cooper Bussmann for jumper assembly.

